

## 2022 Municipal Election

### Opening PDF Documents

If you are having issues with opening certain PDF documents and receive the message pictured below, please continue to follow the steps within this guide.

**A message appears within your browser with the text:** “Please wait... If this message is not eventually replaced by the proper contents of the document, your PDF viewer may not be able to display this type of document. You can upgrade to the latest version of Adobe Reader for Windows®, Mac, or Linux® by visiting [http://www.adobe.com/go/reader\\_download](http://www.adobe.com/go/reader_download). For more assistance with Adobe Reader visit <http://www.adobe.com/go/acrreader>”

### Please wait...

If this message is not eventually replaced by the proper contents of the document, your PDF viewer may not be able to display this type of document.

You can upgrade to the latest version of Adobe Reader for Windows®, Mac, or Linux® by visiting [http://www.adobe.com/go/reader\\_download](http://www.adobe.com/go/reader_download).

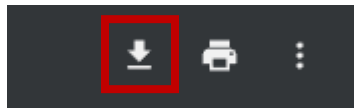
For more assistance with Adobe Reader visit <http://www.adobe.com/go/acrreader>.

Windows is either a registered trademark or a trademark of Microsoft Corporation in the United States and/or other countries. Mac is a trademark of Apple Inc., registered in the United States and other countries. Linux is the registered trademark of Linus Torvalds in the U.S. and other countries.

### Google Chrome

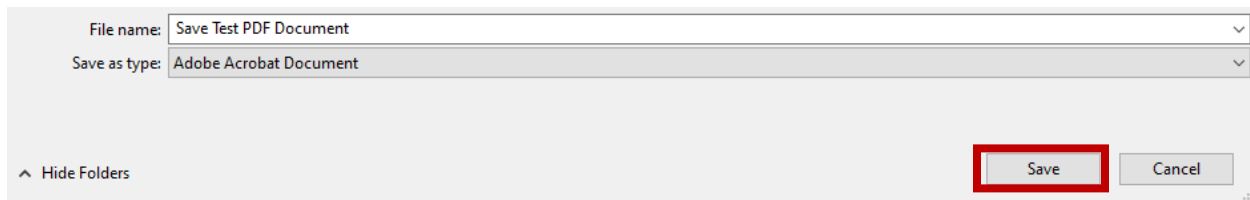
**Step One:** Save the document

Located at the top right, within your browser window. An arrow pointing downward toward a horizontal line. **LEFT CLICK**, the icon.



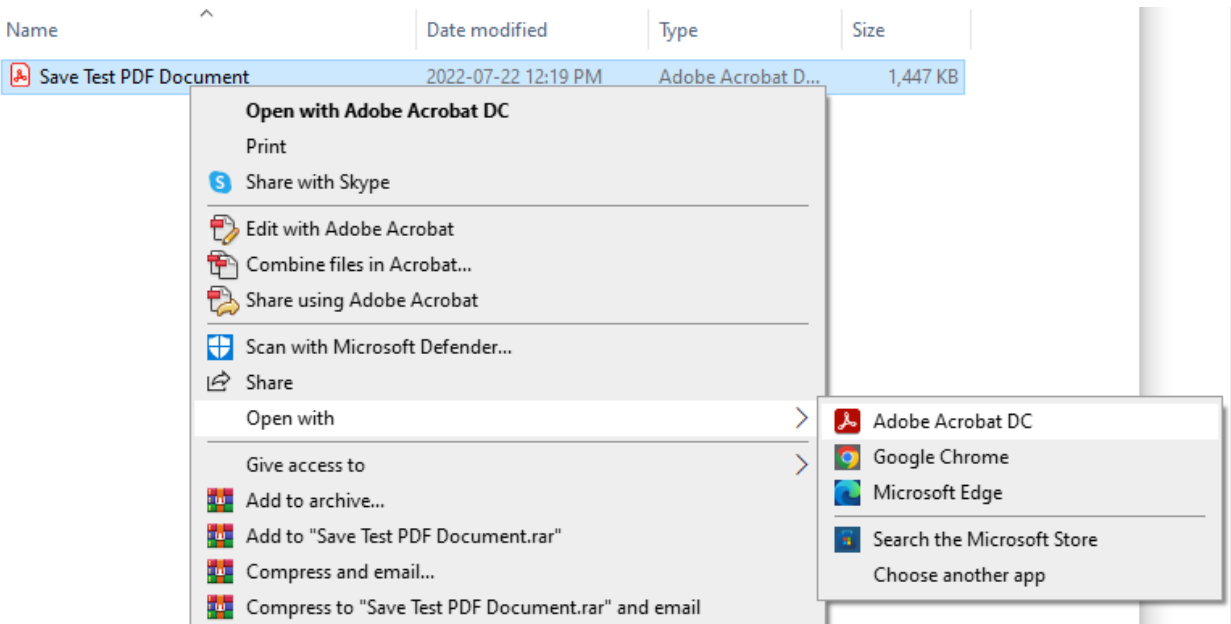
**Step Two:** Download the document.

Your file explorer should open and allow you to download the document.



**Step Three:** Open the PDF document using Adobe Reader or Adobe Acrobat

Once the PDF document has been downloaded, **RIGHT CLICK** on the file and hover over “Open with” and select either Adobe Reader or Adobe Acrobat.



## Microsoft Edge

**Step One:** Save the document.

Located at the top right, within your browser window.



Once you have located the save icon within the Microsoft Edge browser, **LEFT CLICK** to save the document. Follow steps **two** and **three** from the Google Chrome instructions.

*If you are having further issues viewing PDF documents, or if you do not have free Adobe Acrobat or Adobe Reader, please go to <https://get.adobe.com/reader/>.*